



The Cowtown Cutter

Fort Worth Gem and Mineral Club Newsletter

Inside this Issue:

Program	2
Events	2
Minutes	2
Birthdays	2
Field Trip Report	3
President's Report	4
More News	5
Committee Positions	6
Club Info	6

This newsletter is distributed the 3rd week of each month. Send articles, announcements, & editorial corrections by the 2nd Tuesday of the month to:

Janice Craddock

fvgmc.editor@gmail.com

Permission is granted to reprint material from other sources provided credit is properly cited.

Special Announcements:

No shop nights Feb 20th or March 6th.

YEAH Volunteers!

Thanks to Ira, Debbie, Mary, Steve, Carl, Mike, Judy, Dora, and Janice for volunteering at the IGEM show. This was a great promotional opportunity to present the club to the community.



Next Meeting, Tuesday, February 25th:

Due to technical difficulties we didn't present our program last month, so we shall try again this month.

Hunting the Elements

**POTLUCK starts at 7:00;
Meeting at 7:30.**

March 01-02, Robstown TX, Gulf Coast G&MS Annual Show, Regional Fairgrounds, 1213 Terry Shamsie Blvd, www.gcgns.org

March 07-09: Ft Worth, TX, The Bead Market, Cendera Center, rebekah@thebeadmarket.net; www.thebeadmarket.net

March 08-09, Pasadena, TX, Clear Lake G&MS Annual Show, Pasadena Convention Center, 7902 Fairmont Pkwy. www.clgms.org

March 15-16, San Antonio, TX, Southwest GMS Annual Show, San Antonio Events Ctr, 8111 Meadow Leaf Dr. Loop 410 and Marbach. www.swgemandmineral.org

Several members have expressed interest into attending **Terri Smith's Rock hunting in Big Bend field trips. Contact Schuyler if you are interested.** [sbbr@cirranet.org] or the information follows for direct contact.

**More information can be found:
www.terismithrockhunts.com/**

Here are excerpts from an email sent out announcing field trips to the SINGLETON Ranch in Presidio County. The field trips will be Thursday thru Sunday.

Here's the schedule:

Thurs, March 6 through Sunday, March 9
Thurs, March 20 through Sunday, March 23
Thurs, April 10 through Sunday, April 13
Thurs, April 24 through Sunday, April 27
Thurs, May 8 through Sunday, May 11
Thurs, May 22 through Monday, May 26

The cost will be \$50 per person per day. That covers the first 5-gallon bucket of material.

Each additional bucket of agate is \$40.

Payment must be in CASH ONLY. If you haven't been out there before, I'll show you what to look for at the beginning of the day, and if you're not sure what you should keep at the end of the day, I'll help you sort out your finds as much as time allows. Unlike the Walker Ranch, there's no minimum number of people required for these trips to occur, and I don't need a deposit in advance.

Rollin' Rock Club membership is required for these trips! For those of you who are already members, you can renew your membership for 2014 at the field trip. If you haven't joined yet, you can join the RRC at the start of the field trip. The cost is \$10 per year for a single membership, and \$16 per year for a dual membership.

The Singleton Ranch is located south of Marfa on Highway 169. A high-clearance vehicle and confidence in your driving skills are absolutely necessary to get to the collecting sites, and a 4wd vehicle will make your trip much easier. If you don't have that type of vehicle, there are places where you can park just off of the main ranch road, and we'll find someone you can carpool in with. I can usually fit 1 or 2 people in with me, if I know in advance that I need to get my jeep cleaned up so you'll have a place to sit.

If you haven't hunted at the Singleton Ranch before, it's an amazing experience. There is so much agate out there that in some places you can't walk without stepping on agate. Not all of it is agate you'll want to cut or collect for specimens, but there's enough incredible bouquet, plume, water-level, moss, and fortification agate out there that you will no doubt find something spectacular. The bouquet agate is a plume agate where the colors of the plume are pastels, including yellows, oranges, pinks, peaches, reds, and occasional lavenders. What I'm calling plume is the same stuff, but in the more conventional plume colors of black, grey and white. Both Matt Dillon and Steve Ivie have great photos of Singleton Ranch agate. Matt's is on Flickr at <http://www.flickr.com/photos/97769244@No0/sets/72157594503307829/>, and Steve's is at <http://www.rockhoundingusa.com/rough/marfa/index.html>. Of course the photos are of the best agates, and they've been cut and some have been polished before being photographed. Still, they do represent what can be found with a little luck and determination.

Right now there are two major collecting areas, so at least two days of hunting will be required to collect the different types of agate available. I'll also be checking out other areas on the ranch for new hunting locations that I haven't located yet. The material out there is fantastic,

but there may still be other things out there that haven't been seen for years!

This ranch has been open for hunting on and off for the past several years. It is my hope and belief that I will be able to continue leading field trips on this ranch every spring from now on. However, if you haven't been to this ranch, don't wait for next year. Take advantage of the opportunity this spring and see what you've been missing!

Also, for those of you planning to come out for the Walker field trip in April, the Singleton trips will be occurring on both the weekend before and the weekend after the Walker trip. I'm sure I can do a few field trips in between, too, to East Needle Peak and the Ritchie Ranch, but I won't be able to do those trips every day. Now and then I'll need a day off to catch up on my beauty sleep!

The field trips will begin at 8 a.m. each day in front of the office of the Antelope Lodge in Alpine. Please email me at agatehunter@sbcglobal.net and let me know when you'd like to come. For reservations at the Antelope Lodge, use our website at <http://www.antelopelodge.com/>, or call 1 (800) 880-8106.

Looking forward to a great spring,
Teri



ROCKHOUND OF THE YEAR

STEVE HILLIARD

Fort Worth Gem & Mineral Club

The Fort Worth Gem and Mineral Club is honored to nominate Steve Hilliard as our **2013 Rockhound of the Year.**


Steve has been a member of the club for many years. He is an avid collector who is always willing to share his knowledge with others through conversations, sharing programs and leading field trips.



Steve has been the dealer chair for a number of years, dealing with the venue, seeking out the best vendors, and creating an inviting atmosphere for our annual show. He has been instrumental in cleaning up the clubhouse this year, attending every workday, cleaning out the training rooms, and working on the saws. The FWGMC acknowledges Steve's many volunteer hours at the clubhouse this year.

via SCFMS newsletter Jan-Feb 2014

***There will be a Saturday
Shop Work Day in March.
Date determined at meeting.***



David Irvin
Kimberly Mott
John Ridgway

President's Note

I can't believe it's already the middle of February; the May show will be here before we know it. At the January meeting we voted on the theme for the show. It's going to be "Earth's Hidden Wonders". So, we need to have you come up with a good design for the T-shirts we sell at the show. Just draw out your idea on paper and bring it to the February or March club meeting. The members will vote on the design they like at the March meeting.

We will try again to show the video on The Elements. We'll have the speakers set up this time so everyone can hear! It's a really interesting video.

We are planning a Saturday work day in March. Hopefully the weather will be warmer by then. We need to get this club house ready for classes, Thursday work nights, etc. Check your calendars and we will choose a date at the meeting.

See you all at the February 25 meeting.

Mary Hilliard, President

Minutes

The meeting was called to order at 7:38pm, by President, Mary Hilliard. We welcomed guests, John Ridgway from Ft Worth and Jennifer Martin from Haslett and her two children, Jay and Taylor.

Susan Thielker motioned that the November 2013 minutes be approved as posted in the January newsletter, motion 2nd by Carl Silvey; Approved.

Treasurer's report was given by our new Treasurer, Schuyler Bullock; Approved as read.

Our officers for this year are as follows:

President: Mary Hilliard

Treasurer & 1st VP of Field Trips:
Schuyler Bullock

2nd VP of Programs: Carl Silvey
Secretary: Hope Porter

Janice Craddock reported on the International Gem & Jewelry Show Inc; Our club had a table setup with nine members volunteering to share information about the club. It was held at the Ft Worth Convention Center, January 24, 25, 26. Mary stated that if any of those workers need to be reimbursed for parking, our club would pay for it, just let Schuyler know. Janice also said the big interest in our booth was in the photo albums that showed our field trips and the Riker mounts with samples of North Texas fossils.

Mary asked for another work day that is needed. It was left open for later discussion to work out a good time and date.

Janice is talking to members about starting some classes, like lapidary, bead work, wire wrapping; she will hold an equipment safety class, this Saturday, February 1st. A reminder that open shop night will be held the 1st and 3rd Thursdays of each month, if the temperature is above 60 degrees; going to once

a week once the weather warms.

Our club's Memorial Weekend Gem and Mineral Show was discussed. The dates will be May 23, 24, 25th. Theme was discussed and winning the vote was "Earth's Hidden Wonders". We will vote on T-shirt designs for this in March, so everyone was asked to submit a design or suggestion before the March meeting.

Some members expressed an interest in the American Federation field trips in Terry, Montana. The dates were July 31- Aug 4. Anyone interested should contact fwgmc.editor@gmail.com soon.

There was no program tonight due to technical difficulties! Door prize and raffle drawing were both won by Mary Hilliard, Wow! She sure had the luck that night! She generously donated the door prize to one of the guests. Thanks to Carl Silvey for donating one of his arrowheads for the raffle drawing.

Meeting adjourned at 8:20pm.

Minutes taken by Kathy Silvey



February:

13-Fran Loyd
13-Steve Miller
23-Michael Hartz
28-Irene Stemple
29-Carl Silvey

March:

08-Alyce Payne
10-Linda Fuller
14-Susan Thielker
23-Debbie Thomas

Clubhouse News

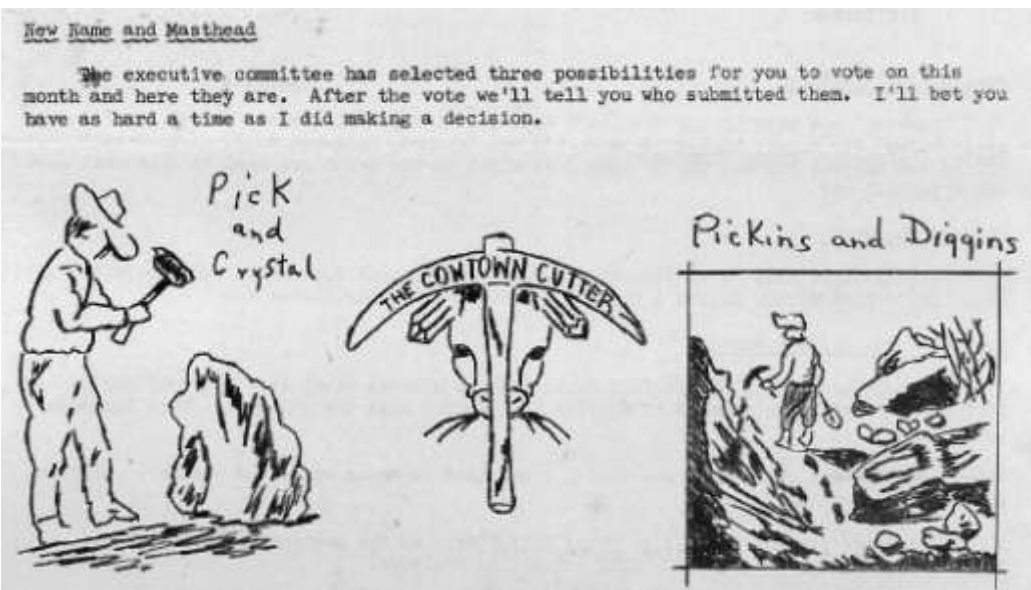
"The Cowtown Cutter"

I have been digitizing old newsletters to preserve and protect the history of the club. It has been an interesting process and I have enjoyed reading the old stories. If you have old newsletters in your files at home, please let me know. I am missing many issues over the years, especially all of 1979, 80, 83-91, 99-2008. Your help would be appreciated in making this a complete set.

What an exciting history this club has had in its 64 years. I thought I would share some of the more interesting tidbits over the next couple of months.

From the June 1970 newsletter I learned how the newsletter's name was established. The executive committee selected three possibilities that were voted on by the members. Pickins and Diggins has a rock hound ring to it but "The Cowtown Cutter" won the day and has been the name of our newsletter for 44 years.

Janice



Shop News

An equipment safety class was held on Saturday, February 1st. A few of our members stayed around to learn how to make a cabochon. Schuyler finished a cab in two hours. Kimberly and John will continue working on their projects on Thursday nights. And we pick up another member this week in class.



FUN STUFF

EDITORS NOTES: The source of these tips, hints, and stuff are other club bulletins and other sources. Be careful when trying out any new idea. They have not been tried by this editor.

Lexi Erickson of Jewelry Making Daily shared her jewelry-making essential tools:

1. Keep pickle hot and ready for your jewelry in a **Crock-Pot**.
2. Cute **bicycle grips** make a perfect hand-friendly topper for your tool handles. Get a cute sparkly one with ribbon streamers, and no one will mistake your tool for theirs in a class—they'll just wish it was theirs!
3. **Sharpie markers**: Draw designs on your silver or copper sheet or wire with a Sharpie—the ink will rub off when you're ready for it to. Sharpies also double as a mandrel and are the perfect size for forming ear wires.
4. **Bar Keeper's Friend** is a pumice that teams up with
 - (5) **Dawn dish detergent** and
 - (6) a **kitchen scrubber** or
 - (7) a **toothbrush** to clean and finish sterling silver jewelry after soldering, pickling, and liver-of-sulfuring.
8. **Baking soda** works well as a pumice and cleaner, too.
9. A **plastic sandwich bag** is always handy; use it to keep scraps of metal types separate, to store different gauges of wire (write the gauge on the back with a Sharpie), your saw blades, polishing wheels, solder, as a backup container around liquids that might spill, even over your hand as a makeshift glove for dirty jobs like painting on liver of sulfur.
10. Milky Way **mini candy bars**: Lexi never really explained why these were necessary, but she's the expert, so I'm taking her word for it.
11. Use **old paintbrushes** to apply liver of sulfur to add patina to your silver jewelry.
12. **Ammonia**, used with Dawn, dissolves oily, greasy buffing compounds from metal. If you're removing Tripoli, use a toothbrush or a brass brush.

13. **Cotton swabs** and

(14) **toothpicks** make great removers, too. Use them in your flex shaft with Tripoli and rouge to get into hard-to-reach places and then use clean ones to remove stubborn buffing compounds from high-polish metals.

15. A **pencil** makes a good solder pick in a pinch—just be careful not to catch it on fire! A pencil can also be a mandrel to coil metal.

16. **Boiled eggs**: Slice one in half and store it with silver in a bag from #9 to get an attractive patina without using liver of sulfur.

17. Just like the bags from #9, **mini candy or mint tins** can be used to store any little bits and pieces you need to keep track of without investing in expensive storage pieces. (Lexi keeps various solder types in color-coded Altoids tins, but I'm a Godiva Chocolate Pearl girl (of course). These tins are vertical and taller, making them good for wire, needles, saw blades, etc.)

18. Wad up **toilet tissue** and send it through a rolling mill with sheet metal for a beautifully unique texture.

19. **Fabric scraps** also impart great texture on metal when passed through a rolling mill. Coarse fabric doubles as very fine sandpaper or polishing cloth. Crocus cloth from auto-supply shops can be torn in strips and used for sanding or thrumming.

20. **Textured-paper**, greeting cards, gift wrap, wallpaper samples—all of these can transfer beautiful textures to your metals when you run them through a rolling mill.

21. **Window screening/mesh**: You can use metal screening for its textural qualities in a rolling mill, and plastic screen doubles as a strainer for holding small parts when pickling, liver of sulfur, enameling, and more. **Don't use metal screen in pickle.**

22. **WD-40** is good to keep tools oiled and whirring along smoothly.

23. **Beeswax** makes a perfect lube for saw blades.

Source: Jewelry Making Daily

<jewelrymakingdaily@interweave.com> 24 Jan 2011

Via EL PASO MINERAL & GEM SOCIETY – THE VOICE
VOLUME LXV NUMBER 5 FEB 2014 4

Officers & Committee Positions:

President/Sunshine Chair/Show Chair

Mary Hilliard - 817.995.8351

samehil@embargmail.com

1st VP of Field Trips

Schuyler Bullock - 682.365.0517

sbbr@cirranet.org

2nd VP of Programs

Carl Silvey

txrootbeer@netcommander.com

Secretary

Hope Porter -817.495.2331

hopeporter5150@aol.com

Treasurer

Schuyler Bullock - 682.365.0517

657 Deer Valley Rd, Weatherford, TX 76085

Membership

Susan Thielker -817.247.8467

ammonite_hunter@yahoo.com

Site Manager


Stephanie Moran – 817.449.8414

Fwgmc.webmaster@gmail.com

Newsletter Editor/Shop Foreman

Janice Craddock

fwgmc.editor@gmail.com



The Fort Worth Gem and Mineral Club was founded in 1950. It is also a member of the [American Federation of Mineralogical Societies](#) and the [South Central Federation of Mineralogical Societies](#).

PURPOSE: The purpose of this club is to promote the study of geology, mineralogy, and the lapidary arts. We also strive to stimulate the interest in the searching, and collecting, of minerals and fossils.

MEMBERSHIP: Membership shall be open to anyone interested in the purpose described above.

DUES: \$15.00 per person, per year. \$20.00 per family, per year.

MAILING ADDRESS: 657 Deer Valley Rd, Weatherford, TX 76085

PHYSICAL ADDRESS: 3545 Bryan Avenue, Fort Worth, TX 76110

CLUB WEBSITE: www.fortworthgemandmineralclub.org